

# Spaces of Possibility

## Art Chatterbox

Do you know places in the city with hidden potential?

A secret garden, an abandoned square or a forgotten patch of greenery...

Twelve international artists and architects have chosen these kinds of locations for the *Bruges Triennial 2024: Spaces of Possibility*. You'll find their interventions throughout the city centre and in Zeebrugge. The artists and architects draw you into their imagination and make you think about the future. They also reveal some of the possibilities for changing the city. **Will you think and dream alongside them?**

## How do you make the art chatterbox?

1. Blue side



2. Fold in 1/2



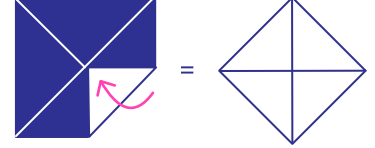
3. Fold in 1/2 again



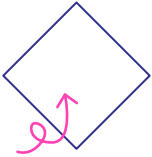
4. Fold open



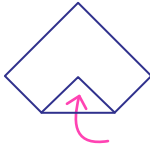
5. Fold the corners inwards x4



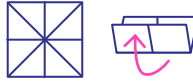
6. Turn over!



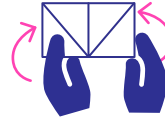
7. Fold the corners inwards x4



8. Place downwards, then fold in 1/2



9. Take hold of the corners. Push them towards each other.



10. Place your fingers inside the flaps. Done!



## How does the art chatterbox work?

- 1 Visit an artwork.
- 2 Place your thumbs and forefingers in the flaps, ready to move the fortune teller.
- 3 Start with the fortune teller in the closed position.
- 4 Ask someone for a number between 1 and 10.
- 5 Open and close your fingers the same number of times, upwards and sideways.
- 6 Choose a colour and open the flap.
- 7 Perform the task next to the artwork.
- 8 Have fun!

### Bonus!

Sshhhh... Can you hear what other visitors are saying about the artwork? Listen like a true eavesdropper! Why not strike up a conversation?

# Zone 1

**SO-IL, Common Thread**  
As you wander through the tunnel, you'll discover a hidden, green space in the city. This artwork connects threads into a fabric, unites neighbourhoods and brings people together.



**Mona Hatoum, Full Swing**  
You're standing in a pit. Surrounded by stone walls. Are you trapped? Can you escape with swing? Not really, but you can dream of freedom while swinging.

**4** PZ Onzeliievrouw, garden

**Bangkok Project Studio, The tower of balance**  
This tower not only invites you to look differently, but also to listen, smell and use your senses. Do you feel the sun or wind on your face? You won't just see Bruges in a new light, but also one another. A place for experiences and encounters.

**2** opposite Koning Albert I-park

## Zeebrugge-Beach

**Ivan Morison, Star of the Sea**

You can see the landscape around Zeebrugge through the openings in this artwork: the industry and the city, the sea and the beach... *Star of the Sea* is exposed to the elements and will change over time. What do you think it will look like several months from now?

**5** Zeebrugge beach

# Zone 2



## Norell/Rodhe, Raamland

In this wild garden with a pavilion, past and future merge into a new meeting place. With second-hand objects, the architects show how we can use materials and space differently in the city. Why not hang around for a while?

6 Sint-Obrechtsstraat Square

## Sumayya Vally, Grains of Paradise

A series of blackened, spice-filled proa float side by side on the water. Inspired by the historic trade between Bruges and Africa, they make us think about flows of goods and people.

12 Minnewaterbrug

## Shingo Masuda + Katsuhisa Otsubo Architects, empty drop

Three circular structures create a space for playing, picnicking or relaxing... Enjoy them, open spaces are few and far between in our built-up cities.

7 St John's Hospital Park

## Adrien Tirtiaux, Under the Carpet

Have you ever wondered what happens to a disused road? With a tongue of moss and a mirror ceiling, the artist takes you on a journey of discovery. The city is changing.

10 Zonnekemeers Gatehouse & Professor Dr. J. Sebrechtsstraat

# Zone 3

## Mariana Castillo Deball, *Firesong for the bees, a tree of clay*

This artwork is a home for bees! They are in decline these days, unfortunately, even though they are vital to the planet. What can we do to change this?

3 Sebrechtspark

## Mariana Castillo Deball

3

Sebrechtspark

## Studio Ossidiana

9

**Studio Ossidiana, *Earthsea Pavilion***  
This layered pavilion is all about change. Plants grow and bloom, insects and birds come and go, people walk around. You can see the sun and moon gliding across the sky through the openings in the wall.

9 Hof Bladelin, Naaldenstraat 19



## Iván Argote, *Who?*

Two giant boots are on the march. But where is the rest of the statue? Has it been removed? The value we attach to people and things can change over time. Who deserves a statue today?

1 Speelmansrei near Beenhouwersstraat

## Traumnovelle, *The Joyful Apocalypse*

This gleaming installation breathes new life into the old courtyard. The silver curtains and metal panels seem to respire thanks to all the reflections. The square and scaffolding are a stage on which to watch and be watched.

11 Stadshallen courtyard



What materials do you recognise in this artwork?  
Where have you seen them before?  
What kind of artwork would you build  
with these materials?



Mimic the artwork with your body.  
What position are your legs in? What are your  
arms doing? Imagine the artwork  
coming to life! How would it move?  
Picture it!



Give someone a unique gift!  
Who would you like to give this artwork to,  
and why? How would you wrap it up?  
What a surprise!



Look at the artwork upside down!  
Do you see something new?  
Can you think of other ways  
to look at the artwork?



Perform this task together. Can you draw this  
artwork blind? Hold your pencil on the paper  
and train your eyes on the artwork. Follow  
the lines with your eyes and make  
the same movements with  
your hand. How did it go?



Perform this task together. Draw a section of  
the artwork with your finger on each other's  
back. Can you guess which detail  
the other has drawn?



How big is the artwork? Can you guess its  
height in inches or centimetres? Can you  
measure it with your feet? Can you think  
of other ways to calculate  
the artwork's size?



Perform this task together. One person looks  
at the artwork: they are the eyes.  
The other sits with his back to the artwork:  
they are the hand. The eye  
describes what it sees, while the  
hand draws what it hears.



